



CALLED BY NAME

Grads of 2016



Wellington Catholic
District School Board

We Have Faith in Education



the
SECRETS
of GRADE 9
revealed



Welcome Grads of 2016!

We are so excited that you will be joining us at one of our awesome Catholic high schools in September! There will be lots of people who will help you along the way.

"Your years at high school will provide you with memories that will last a lifetime!"

"Link Crew" is a group of people who will definitely be a positive part of your Grade 9 experience.

This group of senior students will act as mentors for Grade 9 students throughout the entire year. There will be an initial orientation that is organized by the Link Crew of your high school. On this day, you will meet lots of other Grade 9 students, as well as many senior students.

"The day promises to be a fun-filled, energy boosting opportunity to get to know others, and become more comfortable with beginning Grade 9. Be sure to attend the orientation day at your high school. It will take place during the last week of August, so stay tuned for more information!"

In addition to meeting the entire Link Crew in the Fall, you will also be introduced to your individual Link Crew leaders. These two or three senior students will be responsible for meeting with a small group of Grade 9 students regularly throughout the school year. They will help to answer many of your questions, and point you in the right direction if you need additional support. Your group of ten or twelve Grade 9



Some of the things you can do at your new High School...

- ⊖ Sports
- ⊖ Student Council
- ⊖ Arts Council
- ⊖ Athletic Council
- ⊖ Social Justice
- ⊖ Band
- ⊖ Choir
- ⊖ Drama Productions
- ⊖ Intramurals
- ⊖ Dances
- ⊖ Clubs
- ⊖ Retreats



students will form a "family" with your Link leaders, and this group will share their Grade 9 experience together.

Again, a warm welcome to our Wellington Catholic High School Family! We can't wait to share your journey with you!

Warmest regards,
Your Link Crew Coordinator

Click to find out more!

Our Lady of Lourdes

www.lourdeschs.com

St. James

www.stjameschs.com/guelph/

Bishop Macdonell

www.bishopmac.ca

What do **you** need to graduate?

Your high school diploma requirements include:

- 4 Credits in Theology
- 4 Credits in English
- 3 Credits in Mathematics
- 2 Credits in Science
- 1 Credit in Canadian History
- 1 Credit in Canadian Geography
- 1 Credit in Arts
- 1 Credit in Health and Physical Education
- 1 Credit in French as a Second Language
- 0.5 Credit in Career Studies
- 0.5 Credit in Civics

Choose from each of the following...

Group 1: 1 additional credit in English, or French as a Second Language, or a native language, or a classical or an international language, or social sciences and the humanities, or Canadian and World Studies, or guidance and career education, or cooperative education*.

Group 2: 1 additional credit in health and physical education, or the arts, or business studies, french as a second language or cooperative education*.

Group 3: 1 additional credit in science, or technological education, french as a second language or computer studies, or cooperative education*.

You must complete all of these...

- 30 Credits
- 40 Hours community involvement activities
- The Provincial Literacy Requirement

**A maximum of 2 credits in cooperative education can count as compulsory credits*



MyBlueprint Logins

Our Lady of Lourdes
Activation Key: ourlourdes

Bishop Macdonell
Activation Key: macbishop

St. James Catholic High School
Activation Key: jameschs

Don't forget about myblueprint.ca for planning!

you

asked

about life at high school — now we answer!

Q I am worried about losing my old friends when I make new ones. How will I manage both?

A High School is a great opportunity to meet new people and make new friends. You don't have to lose old friends at the same time. You will find that your group of friends continues to expand and change throughout your high school years. Just let things happen naturally; it will all work out!

Q What are teachers like at high school?

A High School teachers are just like your elementary school teachers. They care about young people, and they want to get to know you. Make sure you try to get to know them too!

Q Who can I go to if I need help?

A Always begin by talking to your teacher. He/she will be able to provide you with the help you need to get on track. There are also many other people who can help. For example, there are Guidance Counsellors, a chaplain, Student Success Teachers (SSTs), Special Education Resource Teachers, Secretaries, Educational Assistants (EAs) and your Link/Club Crew leaders.

Q Is there really a Grade 9 initiation into high school where I am going to get stuffed into a locker or something?

A No. Grade 9's will be made to feel welcome by all students. Most of the stories that you may have heard about initiations are exaggerated, and probably very out of date.

Q When do we start wearing our uniforms?

A Students need to wear their uniform on the first day of school

Q How will I know when the first meetings for clubs or try-outs for sports teams will be taking place?

A Listen to the daily announcements each morning. If you miss something, they are always posted on a bulletin board or an electronic bulletin board. Ask your teacher if you are unsure where to find this information.

Q What if I get lost the first day; what will I do?

A There will be many people who will be helping you your first few days of high school. Your Link Crew leaders will tell you all about this at orientation.

Timetable

You will receive a timetable when you attend Grade 9 orientation in August. This will let you know at what time each class takes place, the room numbers and teachers' names.

Compulsory Courses

These are courses you need to complete successfully in order to receive a Secondary School Diploma.



Diploma

An Ontario Secondary School Diploma is granted to a student when they have earned their 30 credits, completed their Community Service Hours and passed the Ministry Literacy Component. Community Service Hours can now also be done in the summer between Grade 8 & Grade 9.

WHAT does it mean?

Definitions for common High School terms

Credit

When you successfully finish a 110 hour course, you are given a credit.

Course Codes

A 6-digit abbreviation of the subject, grade level and course type. These are found in the course calendar.

School Handbook/ Agenda

You will receive this book at school. It outlines school policies and includes a calendar of events. You can use it to organize your workload and plan your time.

Transfer Courses

These courses give partial credits. You take them if you wish to switch to a different course type.




Optional Courses

You may choose these courses because they are interesting or because you wish to gain experience, skills and knowledge. These are also called ELECTIVE courses.

Course Calendar

You and your family will find the descriptions of courses, system programs, diploma requirements etc. helpful.



Prerequisite Courses

This is a course that you pass before moving on to the next level. For example, you must pass Grade 10 English before you take Grade 11 English.

Pathway

In education, we say 'pathway' when we talk about your choice of courses and experiences that will help you find the employment you want in the future.

Community Service Hours

Every student completes 40 hours of community service outside of classroom hours in order to graduate. These hours are meant to strengthen and reinforce civic responsibility. Community Service Hours can now also be done in the summer between Grade 8 & Grade 9.

List of Secondary Schools and Administrators

Bishop Macdonell Catholic High School

200 Clair Road
Guelph, ON N1L 1G1
Phone: 822-8502 Fax: 837-1469
www.bishopmac.ca

Principal: **Holly Conway**
E.mail: hconway@wellingtoncdsb.ca

Vice Principals:

Richard Olson
E.mail: rolson@wellingtoncdsb.ca

Rob DellaCroce
E.mail: rdellacroce@wellingtoncdsb.ca

St. James Catholic High School

57 Victoria Road North
Guelph, ON N1E 5G9
Phone: 822-4290 Fax: 823-8511
www.stjameschs.com/guelph/

Principal: **Tim Yawney**
E.mail: tyawney@wellingtoncdsb.ca

Acting Vice Principal: **Kellie Angerilli**
E.mail: kangerilli@wellingtoncdsb.ca

Vice Principal; **Nicole DeFrancesco**
E.mail: ndefrancesco@wellingtoncdsb.ca

Our Lady of Lourdes Catholic High School

54 Westmount Road
Guelph, ON N1H 5H7
Phone: 836-2170 Fax: 823-1010
www.lourdeschs.com

Principal: **Mike MacPherson**
E.mail: mmacpherson@wellingtoncdsb.ca

Vice Principals:

Marty Bell
E.mail: mbell@wellingtoncdsb.ca

Vince Campolongo
E.mail: vcampolongo@wellingtoncdsb.ca



Embrace Learning As A Gift

Welcome to the sixth edition of “Called by Name”. The title of this publication is very appropriate. As parents and the absolute first teachers of your children, you care deeply for them and for their future. They are individuals created by God and the love of their parents. As they are a gift for your family, so too are they a gift to our School District. It is our vocation to treat them as individuals with dignity and ongoing support in this high school journey!

We continue to offer relevant and unique District-wide courses that are available for senior students in any of our high schools.

Environmental Studies at St. James, Construction Program and Information Technology at Bishop Macdonell and Manufacturing at Lourdes are Specialty High Skills Major programs that provide exceptional learning opportunities for all students. While your daughter or son is in the grade 9 program, it is prudent to map out program choices for their senior year in high school.

Your assistance in providing this information to other parents whose children may not be with our School District now is appreciated. They are welcome to register in any of our secondary schools provided that they participate in the full range of programs offered in each of our secondary schools.

Welcome to all students who are beginning their high school programs. It will be a great and life changing experience.

Sincerely,

Don Drone
Director of Education and CEO

Academic, Applied, Open and LDCC Courses

What do these terms mean for my child?

Helping students to do their best!

Academic Courses

In an Academic course, students will learn the essential concepts of the specific subject and will explore related material. Their knowledge and skills in the subject will be developed through both theory and practical applications.

The emphasis will be on theory and abstract examples and problems.

Students will be expected to be independent learners who are able to work to well-defined time lines and expectations. Class time will involve the learning of content and understanding how it relates to previous learning with most assignments and review completed at home.

Open Courses

Open Courses are comprised of a set of expectations that are appropriate for all learners. This is the only type of course offered in many subject areas. These courses prepare students for further study in a specific subject and enrich their overall education.

Students should be guided to take the course types that best suit their learning style. A focus on learning will only help your child succeed in high school and in life.

Applied Courses

In an Applied course, students will learn the essential concepts of a subject. Knowledge and skills will be developed through both theory and practical applications.

The students are given more opportunities to experience hands-on applications of the concepts studied during lessons. Students in an Applied class will be given more direction on strategies to improve work and study habits. Class time will involve review and repetition of concepts taught, presentation of new concepts at a pace conducive to the learning styles of all students and some time to complete homework while the teacher is available to help with questions.

The focus will be on practical applications.

Locally Developed Compulsory Credit Courses (LDCC)

LDCC Courses focus on the knowledge and skills that students need to be well prepared for success in Grade 11 Workplace Preparation Courses.

LDCC Courses focus on developing and enhancing strategies needed for better literacy and numeracy skills. Improved self confidence is also a focus.

Top 10 High School Tips

Here's some helpful advice to make your first year fun and memorable.

directly from
Grade 9 students

Make new friends... don't just stick
with your old friends.



Have fun!
Be yourself!



Just come to
school and let
people know
the REAL you!

Get involved
and try new
things!

**When it's a civics
day, don't wear
your uniform.**



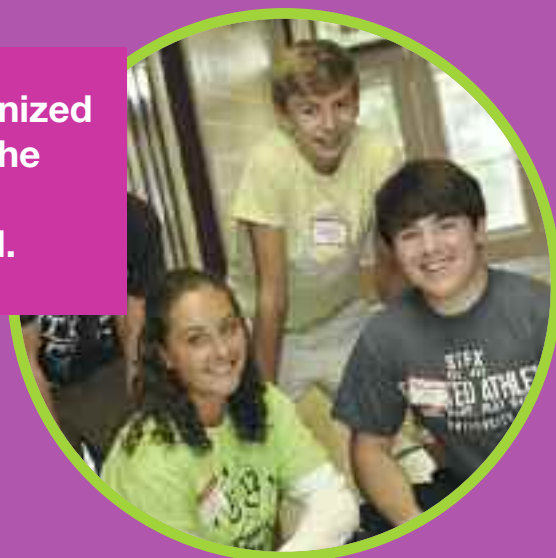
Teachers are really
understanding so
don't be afraid of them.

Come organized
and enjoy the
freedom of
high school.

Be a leader, not a follower!

Talk to older kids who can help you.

**Ask for help when you
are confused.**



my
Blueprint
education planner
www.myBlueprint.ca

THE EASIEST WAY TO PLAN COURSES AND INSTANTLY DISCOVER YOUR FUTURE!

What is www.myBlueprint.ca?

An interactive resource to help you plan your courses, track your progress towards graduation and instantly discover the opportunities available to you.



Take advantage with these two easy steps:

1 My Profile

A personal folder to save the information you need. Set goals to help succeed and record extra-curricular activities, co-op and work experiences, so you can remember them when you need them.

2 High School Planner

Build an interactive 4- or 5-year plan based on the courses at your school, ensure you are on track to graduate and instantly identify the opportunities you are eligible for after high school.

To get started, visit www.myblueprint.ca and enter your school **activation key***

BISHOP MACDONELL:
macbishop

OUR LADY OF LOURDES:
ourlourdes

ST. JAMES CATHOLIC HIGH SCHOOL:
jameschs

This online activity will help you use the myBlueprint website to set your goals, prepare you for high school and plan for your future.

Before You Start

- 1 Go to the website www.myblueprint.ca
- 2 In the blue **New User** box, enter the **Activation Key*** of the high school you plan to attend in Grade 9, then click **Create Account** (don't worry, you can change this later). **Remember your email address and password.**



Set-up Step 1 – My Profile (Goal setting and extra-curricular activities)

- 1 You are now in **My Profile**. Under **Goal Setting**, click **Create a New Goal**.

CREATE A NEW GOAL

- 2 **Add ONE (1) Goal** (i.e. Complete Grade 9 with an 85%) and include one next step Action Plan item for what you can do to achieve your goal.
- 3 In the **High School Planning** section, click **Add Extra Curricular Activity** and **Add ONE (1) Activity** that you have been involved in or hope to be involved in.

What is your Goal?

What is your Activity?

Set-up Step 2 – High School Planning

- 1 After creating a profile, select **High School Planner** from the top navigation menu.

High School Planner

- 2 Click on **Create a New Plan**, type a name for your plan and click **Save Plan**. (Need a name? Try "My High School Plan" or "My Plan for Success")
- 3 Click **Add English** to add your first course. **Add EIGHT (8) courses in the Year 1 (Grade 9 column)** in your High School Plan.
- 4 As you add courses to your plan, the **Graduation Indicator** will automatically update based on the courses you plan to take. Now click **View Detailed Progress**.

How many Compulsory Credits are required? _____

How many Mathematics Credits are required? _____

How many Science Credits are required? _____

- 5 The **Program Eligibility Indicator** will update to show you all of the opportunities after high school that many be available to you across Canada. **Come back later and add courses for Grades 10, 11 and 12 to unlock your options!**

Program Eligibility

What are the **FOUR (4) Pathways** in the Program Eligibility Indicator?

This step-by-step guide will help you complete online course selection using the **myBlueprint** website. You will require the information below to get started:

- ▶ School Activation Key or username/password
- ▶ Pupil number
- ▶ Your date of birth (DOB)

1. Visit Website

Using a web browser, visit www.myblueprint.ca

2. Create An Account

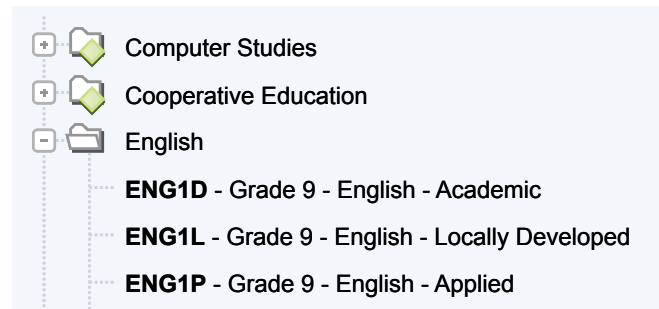
In the **New Users** box on the left of the page, enter your **Activation Key** then click **Create Account**. Activation keys can be found on page 9.



Existing User? Enter your username (email) and password in the **Existing User** box then click **Login**.

3. Official High School Plan

Once you have completed the registration process or login, scroll down to the green **High School Planning** section in **My Profile** then click on **Official High School Plan**.

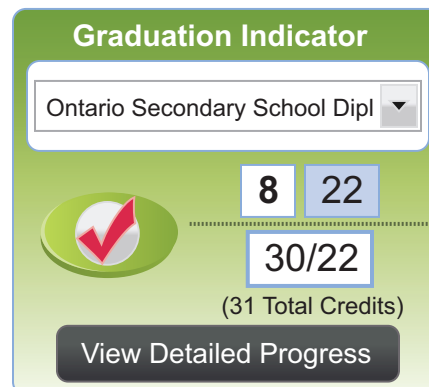


4. Add Courses For Next Year

- ▶ In the High School Planner grid click **Add (Course)**.
- ▶ In the **Course Selection and Details** screen, explore the courses available to you.
- ▶ When you find a course you want, click **Add Course to Plan**.

5. View Graduation Progress

The **Graduation Indicator** will help you keep track of your progress. Click **View Detailed Progress** for a list of specific Ontario Secondary School Diploma requirements.
Review your progress to ensure you are on track!



6. Understand Post-secondary Opportunities

Before you submit your courses, it is important to understand the impact they will have on your future after high school. Plan ahead and build a full 30-credit plan to instantly discover the post-secondary opportunities available to you using the **Program Eligibility** indicator. Explore the specific opportunities in each pathway by clicking **View**.

Program Eligibility

All Provinces

Apprenticeships	157	View
College Programs	4699	View
University Programs	3327	View

7. Submit Courses

When you are ready to submit your course selections and your parents have approved, click **Submit (Step 1 of 2)**. **Note:** the **Submit** button will only appear if it is course selection time (as set by your school).

SUBMIT (STEP 1 OF 2)

8 Confirm and Print

Carefully review the **Submission Details** page to ensure that you are meeting the requirements for the courses you have selected and that the courses that appear are correct. Once you have reviewed them, click **Confirm & Print**.

CONFIRM & PRINT

You're done! Print and return a **parent/guardian signed copy** of your **Course Selection Sign-Off Sheet** and submit it to your Teacher.

SAMPLE HIGH SCHOOL PLAN

Year 1	Year 2	Year 3	Year 4	Year 5
ENG10	ENG20	ENG30 X	ENG40 X	Add Course
MPM1U	Guidance Message: Students are reminded to submit their student fee of \$50 along with their course Selection Sign Off Sheet to their Homeroom Teacher.		42 X	Add Course
SBC10			4M X	Add Course
PSY10	CHC20	BAF30 X	SB40 X	Add Course
CCG10	GLC20	BBB40 X	MDM40 X	Add Course
FPL10	BB20	H2B30 X	MCV4U X	Add Course
TTW0	CE3M	TD2B0 X	Add Course	Add Course
AMH10	ATC20	CPC30 X	Add Course	Add Course
81.12%	CHV20			
	Year 2	Year 3	Year 4	Year 5

Your courses explained

Religion HRE 101

Discover what God is like through the person of Jesus. Develop a better understanding of the attitudes of being a Christian by looking at Scripture, and in particular, Jesus' Sermon on the Mount where he gives the Beatitudes. These understandings will be reflected in all of your relationships with God, with yourself, with your family and friends, with your community, and with all of the created world.

Applied English ENG 1P1

Read, write and hear about today's world! You will review the rules of language learned in elementary school, and you will also learn new things like report writing, the tricks advertisers use and how to persuade others with your writing. Helpful strategies like skimming and scanning, and reading charts and graphs are also included.

English Locally Developed ENG 1L1

Sharpen up your literacy skills! You will further develop the reading, writing, listening and speaking skills needed for daily life. Explore a variety of short stories, visual novels and master paragraph writing. Work in a small group setting to gain the skills you need for success.

Academic English ENG 1D1

Read modern stories and stories from long ago! Discuss ideas, such as values and relationships, and discover the conflicts the characters experience. Relate these ideas to your own life and share them with others in an essay. Research advertising techniques to create media projects.

Learning Skills GLS 101

Become an effective independent learner! Develop and apply literacy and numeracy skills in a small group setting. Improve your skills in teamwork, time management and oral presentations, and identify your preferred learning and study techniques.

Business Technology BTT 101

Learn how to make your school assignments come alive! This course will help you develop word processing, spreadsheet, database, desktop publishing, presentation software and website design skills. These essential skills will help you in your everyday life as well as in other school subjects.

Exploring Technologies TIJ 101

Sample a variety of areas in technology, which may include electrical and computer! This hands-on course provides a practical approach to learning basic skills in these areas. Learn about designing, developing and building projects in different technology areas.

Music AMU 101 Instrumental

Music AMV 101 Vocal

Blow your own horn... or strike up a tune. Learn basic music theory, and perform solo and in groups. You will also step back in time to learn about music history. No experience is required.

Healthy Active Living PPL 101

Experience fun and fitness in a variety of ways! You will take part in team and individual games, activities and sports, and study health-related issues. You don't have to be an athlete to do well as long as you cooperate and participate with enthusiasm. Class visits from guest instructors as well as field trips round off this inspirational course.

French Academic FSF 1D1

You will build on and apply your knowledge of French through speaking, reading and writing. You will explore personality and pastimes, cinema, the environment and technology. You will read short stories, which you will use in oral and written activities. The year ends with a creative competition involving student inventions.

French Applied FSF 1P1

You will expand your ability to understand and speak French through conversations, discussions and presentations. You will also read exciting short stories and articles, and write brief descriptions, dialogues and invitations. Build your confidence in speaking French!

Drama ADA 101

Don't be shy – raise your voice! Learn about various dramatic forms and acting techniques. You will work creatively to discuss, perform and analyze drama while connecting it to the world around you.

Visual Arts AVI 101

Share your true colours! You can be creative as you learn and develop drawing and painting skills. Shading, making objects look 3-dimensional, creating masks and doing portraits are some of the projects you will do in Grade 9 art.

Math Academic MFM 1D1

Explore mathematical concepts using hands-on materials, graphing calculators and other technologies. You will develop equations of straight lines in analytic geometry and explore relationships between volume and surface area of objects in measurement. Algebraic and reasoning skills will be applied to solve realistic problems.

Math Applied MPM 1P1

Use technology and hands-on materials to help you investigate equations of straight lines, and explore relationships in volume and area. You will use your math skills in small group cooperative learning to solve real-life problems and communicate effectively.

Math Locally Developed MPM 1L1

Strengthen your numeracy skills! You will strengthen the math skills needed for daily life. Explore concepts in money, measurement and reasoning. Using a hands-on approach to math in a small group setting will give you the skills you need for the future.

Geography Applied CGC 1P1

Discover and use your geographic knowledge in real life applications and experiences by analyzing familiar and everyday situations. You will learn how to keep Canada healthy for future generations. Make personal connections to discover our country's regional characteristics and global influences.

Geography Academic CGC 1D1

Together with your classmates, you will discuss how human and natural systems work and how they work together. Keeping these systems healthy for future generations, and how people perceive Canada's geographic issues will be explored. You will think critically, and apply your skills through research and investigation.

Science Academic SNC 1D1

Step into the lab, and learn how to safely complete hands-on experiments. You will learn about topics such as how chemicals are formed and react, how organisms reproduce, how electrical circuits are put together, and how people interact with their environment.

Science Applied SNC 1P1

Exciting experiments await you! In the science lab, you will complete numerous hands-on activities. This course will teach you about electrical circuits, how chemicals interact with one another, how people interact with their environment, and how space exploration helps us understand the universe.

Science Locally Developed SNC 1L1

Exciting experiments and hands-on learning! In a small group setting, you will explore electric circuits, ecosystems, simple and complex organisms. This course reinforces and strengthens science-related knowledge and skills at a manageable pace.

*use school-to-work
connections
resource*

grade 7
gain
awareness

grade 8
develop
respect

Play the Real Game



refine an interest

grade 9

Take Our Kids to Work

**Your Career
Your Choice
BE YOUR
BEST**

grade 10
explore
opportunities

Tour a Workplace


grade 11

experience

Take Co-op

grade 12
make a decision

Speaker, Workshops



Wellington Catholic
District School Board
We Have Faith in Education



apprenticeship, college, university, work

Understanding your schedule



A Sample Daily Schedule...

Course Code	Course Title	Room	Teacher	Semester	Term	Period	Day
SNC1P1	01 Science	203	Mr. Experiment	1	1/2	1-1	MTWRF
TIJ1O1	01 Exploring Technologies	119	Ms. Future	1	1/2	2-2	MTWRF
Lunch				1	1/2	3-3	MTWRF
FSF1D1	04 Core French	141	Mme. Salut	1	1/2	4-4	MTWRF
HRE1O1	03 Religious Education	216	Mr. Theology	1	1/2	5-5	MTWRF
AVI1O1	02 Visual Arts	111	Mr. Brush	2	1/2	1-1	MTWRF
CGC1P1	02 Geography	104	Mrs. Map	2	1/2	2-2	MTWRF
Lunch				2	1/2	3-3	MTWRF
ENG1D1	05 English	222	Miss Literacy	2	1/2	4-4	MTWRF
MFM1P1	05 Mathematics	149	Mr. Algebra	2	1/2	5-5	MTWRF

Are you wondering what the code means in your new schedule?

Here it is explained...

MFM1P1

The second three digits in your Course Code stand for:

Grade Level: 1 = Grade 9

Course Type: P = Applied

The first three letters in your Course Code stand for:

Discipline: Mathematics

Subject/Course: Foundation of Mathematics

Grade Levels

1 = Grade 9

2 = Grade 10

3 = Grade 11

4 = Grade 12

Grade 9&10 Course Types

P = Applied

D = Academic

O = Open

L = Locally Developed



My link leader is Penny



Homework Help for Grades 7-10... Free Math Tutoring
<http://www.sworktheqaic.org>

locker #218
 main floor
 beside Howard



Wear my uniform on the first day!

Halpern's School Uniforms
 66 Arrow Rd. Unit E
 Guelph, ON N1K 1T4
 Phone: (519)824-1300
 Fax: (519)824-0500
www.halpems.ca

2011-2012 DAILY SCHEDULE

Morning Schedule		
8:20	Morning Bell	
8:25	Anthem, Opening Remarks, Announcements	
8:40 - 9:05	Homework & Prep	75 minutes
9:05 - 10:00	Break	55 minutes
10:05 - 10:30	Period 1	75 minutes
11:30 - 12:15	Break	55 minutes
Afternoon Schedule		
12:45 - 1:00	Period 2	75 minutes
1:05 - 1:30	Break	25 minutes
1:35 - 2:00	Period 3	75 minutes
2:05	Dismissal	

Checklist of Things to Bring to Class

PEN	<input type="checkbox"/>
PAPER	<input type="checkbox"/>
BINDER	<input type="checkbox"/>

